




How to access IS Certification Level 1

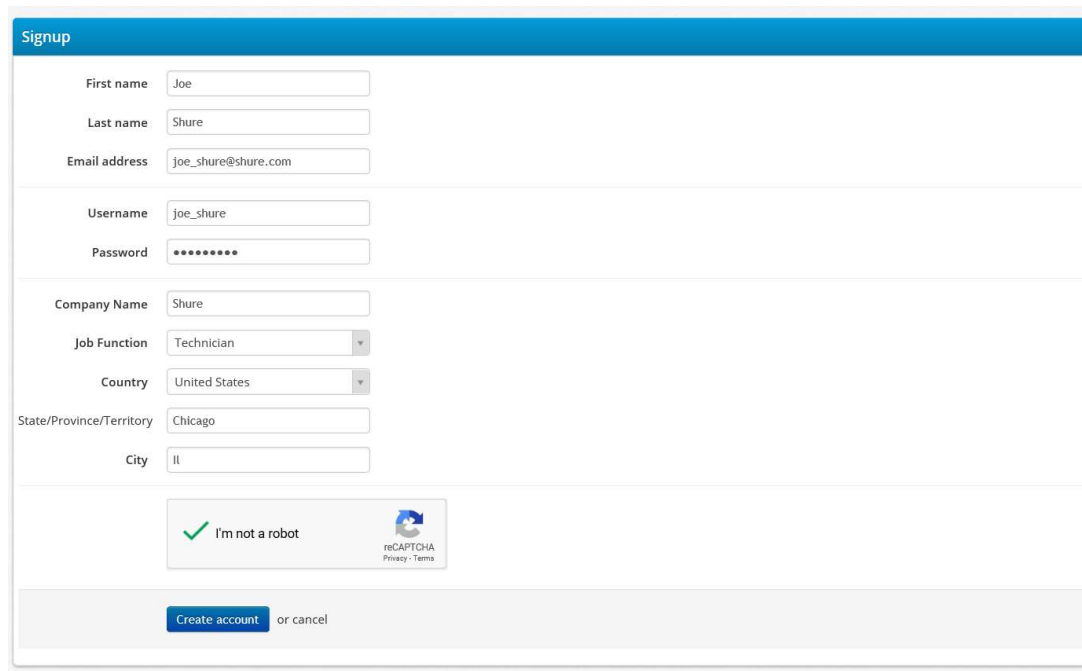
How to access IS Certification Level 1

When accessing the URL for your region, you will be asked to create an account (if you do not already have one). The Screen below will appear. Click on Signup to begin the process.



How to access IS Certification Level 1

Once you select signup the Screen below will appear. Provide a username and password with a valid email address. Once completed click on create account.




The screenshot shows a 'Signup' form with the following fields and values:

- First name: Joe
- Last name: Shure
- Email address: joe_shure@shure.com
- Username: joe_shure
- Password: [masked with 8 dots]
- Company Name: Shure
- Job Function: Technician
- Country: United States
- State/Province/Territory: Chicago
- City: IL

At the bottom of the form, there is a reCAPTCHA widget with a green checkmark and the text 'I'm not a robot'. Below the reCAPTCHA, there is a blue button labeled 'Create account' followed by the text 'or cancel'.

How to access IS Certification Level 1

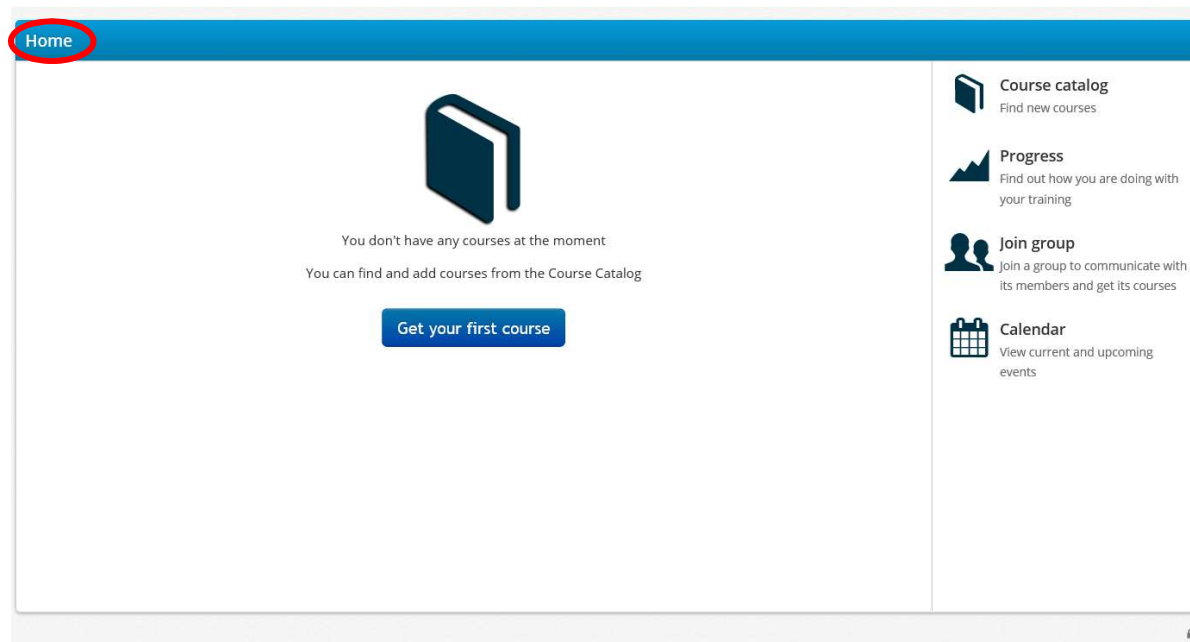
If you have an account you will click on Login and the Screen below will appear. Type in your username and password and go to your home page.



How to access IS Certification Level 1



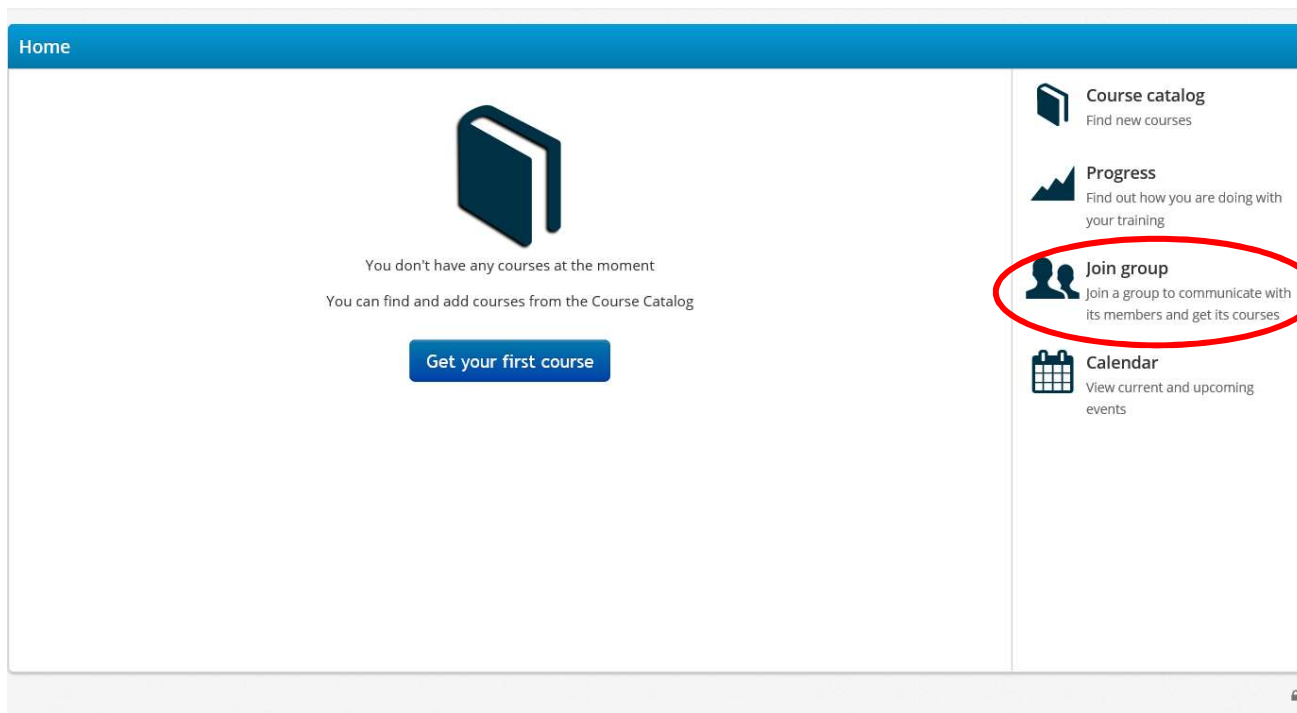
- You are now taken to your home page and can always come back to this page by clicking on home in the upper left hand corner



How to access IS Certification Level 1



You will need to click on Join group on right side of page to gain access to the Level 1 Certification courses



How to access IS Certification Level 1



After you click on “Join group” you must enter the Group key code (SystemsLevel1) as shown below. Once completed click on Join group in the blue box

A screenshot of a web-based dialog box titled "Join group". The dialog has a white background and a dark blue border. At the top, the title "Join group" is displayed in a dark blue font, with a small "x" icon to its right. Below the title, there is a text input field labeled "Group key" containing the text "SystemsLevel1". To the right of the input field are a small "x" icon and an information icon. At the bottom right of the dialog, there are two buttons: a blue button with white text labeled "Join group" and a white button with a grey border labeled "Cancel". The "Join group" button is circled in red.

How to access IS Certification Level 1



When you join the group the following page appears with the green banner informing you successfully joined the group and the courses are listed below

The screenshot shows a user dashboard with a green banner at the top stating "You successfully joined the group Integrated Systems Certification - Level 1". Below the banner is a "Home" section with a search bar and several statistics: 7 courses in progress, 0 not passed courses, 0 completed courses, 0h 0m training time, and 0 certifications. A blue bar highlights "Integrated Systems Certification Level 1" and "English". A list of courses follows, each with a 0% progress indicator and a "RESTRICTED" label:

Course Name	Progress	Access
Audio Basics for Meetings and Conferences (01-CO(1-001e.01-en)	0%	RESTRICTED
Wireless Basics (02-RF-001e.01-en)	0%	RESTRICTED
Integrated Systems Portfolio Overview (03-SYS-001e.01)	0%	RESTRICTED
Selecting the Right Integrated System for the Right Application (04-SYS-002e.01-en)	0%	RESTRICTED
Networking for AV Professionals - Part 1 (The Basics) (05-NET-001e.01-en)	0%	RESTRICTED
Best Practices for Merging AV and IT Systems (06-IT-001e.01)	0%	RESTRICTED
Integrated Systems Certification Level 1 (07)	0%	RESTRICTED

How to access IS Certification Level 1



To begin your first course (Audio Basics for Meetings and Conferences) just click on that course

The screenshot shows a user dashboard with the following elements:

- Home** header
- Search my courses** input field
- Course statistics:** 7 courses in progress, 0 not passed courses, 0 completed courses, 0h 0m training time, 0 certifications.
- Integrated Systems Certification Level 1** (blue bar)
- English** (blue bar)
- Course list:**
 - Audio Basics for Meetings and Conferences** (01-COV-001e.01-en) - 0% progress, RESTRICTED
 - Wireless Basics (02-RF-001e.01-en) - 0% progress, RESTRICTED
 - Integrated Systems Portfolio Overview (03-SYS-001e.01) - 0% progress, RESTRICTED
 - Selecting the Right Integrated System for the Right Application (04-SYS-002e.01-en) - 0% progress, RESTRICTED
 - Networking for AV Professionals - Part 1 (The Basics) (05-NET-001e.01-en) - 0% progress, RESTRICTED
 - Best Practices for Merging AV and IT Systems (06-IT-001e.01) - 0% progress, RESTRICTED
 - Integrated Systems Certification Level 1 (07) - 0% progress, RESTRICTED
- Course catalog** (Find new courses)
- Progress** (Find out how you are doing with your training)
- Join group** (Join a group to communicate with its members and get its courses)
- Calendar** (View current and upcoming events)

How to access IS Certification Level 1



Once on the course page you can click the start course (blue button) and begin.

A screenshot of a course page on a website. The page has a blue header with the text "Home / Audio Basics for Meetings and Conferences (01-CON-001a.01-en)". Below the header, on the left, is a thumbnail image of a conference room with a long table and chairs. Overlaid on the image is the text "INTEGRATED SYSTEMS CERTIFICATION LEVEL 1" and the "SHURE" logo. Below the image is a blue button with the text "Start course", which is circled in red. To the right of the image, the course title "Audio Basics for Meetings and Conferences (01-CON-001a.01-en)" is displayed with a progress bar showing "0%". Below the title are two sections: "Description" and "Content". The "Description" section contains a paragraph of text. The "Content" section lists several modules and an exam, each with a small square icon to its left. The "Start course" button is highlighted with a red circle.

Home / Audio Basics for Meetings and Conferences (01-CON-001a.01-en)

Audio Basics for Meetings and Conferences (01-CON-001a.01-en) 0%

Description

The purpose of this course is to give you the experience and knowledge of how to ensure good sound quality in typical business situations, to bridge the gap between your own technical background and the world of professional audio. It will help you to adapt to both legacy meeting and conferencing equipment and the latest designs.

Content

- Module 1 - Introduction
- Module 2 - Sound System Basics
- Module 3 - The Microphone
- Module 4 - Wired or Wireless
- Module 5 - The Audio Chain
- Module 6 - Audio Networking
- Module 7 - The Rooms The Thing
- Module 8 - Multiple Participant Sound Systems
- End of Course Summary and Review
- ☑ Audio Basics for Meetings and Conferences Final Exam
- ☑ Survey - Audio Basics for Meetings and Conferences

Steps to register for Level 1 IS Certification



- When logging back into the LMS you will always be taken back to your home page – you can just click on the course you are working on and it will take you to that course.
- Remember, courses have to be taken in the order they are listed.

The screenshot shows the LMS Home page with a blue header. A search bar is at the top left. Below it, a summary bar displays: 7 courses in progress, 0 not passed courses, 0 completed courses, 0h 0m training time, and 0 certifications. A blue bar highlights 'Integrated Systems Certification Level 1'. Below this, a section titled 'English' lists several courses, each with a 0% progress indicator and a 'RESTRICTED' button.

Course Title	Progress	Access
Audio Basics for Meetings and Conferences (01-COV-001a.01-en)	0%	RESTRICTED
Wireless Basics (02-RF-001a.01-en)	0%	RESTRICTED
Integrated Systems Portfolio Overview (03-SYS-001a.01)	0%	RESTRICTED
Selecting the Right Integrated System for the Right Application (04-SYS-002a.01-en)	0%	RESTRICTED
Networking for AV Professionals - Part 1 (The Basics) (05-NET-001a.01-en)	0%	RESTRICTED
Best Practices for Merging AV and IT Systems (06-IT-001a.01)	0%	RESTRICTED
Integrated Systems Certification Level 1 (07)	0%	RESTRICTED

Notice



- Shure Audio Institute provides complimentary courses and certification to those who are interested in learning more about Shure products.
- Completing one or more Shure Audio Institute courses or certifications does not make you an authorized reseller or distributor of Shure products. After completion of a certification program, you may refer to yourself as certified under that program. As Shure does not have any certification with an expert label, you may not hold yourself out to be an “expert” of Shure products.
- If you are interested in becoming a reseller or distributor of Shure products, please contact a Shure representative.
- Shure reserves the right to revoke any certification or merits awarded for completion of course materials.